

SIRIUS AND SENTRON SHORT FORM CATALOGUE 2022

Industrial Control and Switchgear Products

[siemens.com](https://www.siemens.com)








Index



SIRIUS Innovations Industrial Controls	3	SIRIUS 3SE5 position switches	17
3RV29 Infeed System	8	Actuators for 3SE5 basic position switches	18
SIRIUS 3RW Softstarter	9	Actuator	18
SIRIUS 3RP25 Time Relay in 17,5 and 22,5 mm industrial enclosure	10	Power Supplies	19
SIRIUS 3SK1 Safety Relays	11	LOGO! 8 / Logic module	21
SIRIUS ACT (complete units)	12	3LD Main Control and EMERGENCY-STOP Switches up to 125 A	22
SIRIUS ACT (actuators and indicators)	13	5SY Miniature Circuit Breakers	23
SIRIUS ACT (accessories)	15	3VA1 Moulded Case Circuit Breaker	25
SIRIUS ACT Enclosures	16		

SIRIUS Innovations Industrial Controls

Example	Size	Setting range (A)	Power (kW)	Rated current (A)	Part Number	Price
Motor Starter Protectors for motor protection, class 10, screw-type connection						
	Size S00	0,45...0,63 A	0,18 kW	0,63 A	3RV2011-0GA10	45.80
		0,7...1,00 A	0,25 kW	1,00 A	3RV2011-0JA10	48.72
		0,9...1,25 A	0,37 kW	1,25 A	3RV2011-0KA10	51.57
		1,1...1,6 A	0,55 kW	1,60 A	3RV2011-1AA10	51.57
		1,4...2 A	0,75 kW	2,00 A	3RV2011-1BA10	53.82
		2,2...3,2 A	1,1 kW	3,20 A	3RV2011-1DA10	53.82
		2,8...4 A	1,5 kW	4,00 A	3RV2011-1EA10	53.82
		3,5...5A	1,5 kW	5,00 A	3RV2011-1FA10	53.82
		4,5...6,3 A	2,2 kW	6,30 A	3RV2011-1GA10	53.82
		5,5...8 A	3,0 kW	8,00 A	3RV2011-1HA10	53.82
		7...10 A	4,0 kW	10,0 A	3RV2011-1JA10	60.31
9...12,5 A	5,5 kW	12,5 A	3RV2011-1KA10	60.31		
10...16 A	7,5 kW	16,0 A	3RV2011-4AA10	62.77		
	Size S0	5.5...8 A	3,0 kW	8,0 A	3RV2021-1HA10	56.21
		7...10 A	4,0 kW	10,0 A	3RV2021-1JA10	62.77
		9...12,5 A	4,5 kW	12,5 A	3RV2021-1KA10	62.77
		13...20 A	7,5 kW	20,0 A	3RV2021-4BA10	65.35
		18...25 A	11 kW	25,0 A	3RV2021-4DA10	79.54
		27...32 A	15 kW	32,0 A	3RV2021-4EA10	100.75
		30...36 A	18,5 kW	36,0 A	3RV2021-4PA10	120.36
	Size S2	32...40 A	18,5 kW	40,0 A	3RV2031-4UA10	162.39
		35...45 A	22 kW	45,0 A	3RV2031-4VA10	179.62
		42...52 A	22 kW	52,0 A	3RV2031-4WA10	183.60
		49...59 A	30 kW	59,0 A	3RV2031-4XA10	184.92
		54...65 A	30 kW	65,0 A	3RV2031-4JA10	184.92
		62...73 A	37 kW	73,0 A	3RV2031-4KA10	207.46
		70...80 A	37 kW	80,0 A	3RV2031-4RA10	222.04
	Size S3	28...40 A	18.5 kW	40,0 A	3RV2041-4FA10	198.18
		36...50 A	22 kW	50,0 A	3RV2041-4HA10	198.18
		45...63 A	30 kW	63,0 A	3RV2041-4JA10	198.18
		57...75 A	37 kW	75,0 A	3RV2041-4KA10	221.38
		65...84 A	45 kW	84,0 A	3RV2041-4RA10	235.29
		75...93 A	45 kW	93,0 A	3RV2041-4YA10	235.29
		80...100 A	45,55 kW	100,0 A	3RV2041-4MA10	259.82

Example	Description	Part Number	Price
Accessories motor starter protector 3RV2			
  	Transverse auxiliary switch, 1NO+1NC (S00, S0, S3)	3RV2901-1E	8.22
	Lateral auxiliary switch, 1NO+1NC (S00, S0, S3)	3RV2901-1A	8.22
	3-Phase infeed terminal, connection from above, S00, S0	3RV2925-5AB	8.48
	3-Phase infeed terminal, connection from above, S2	3RV2935-5A	15.51
	3-Phase busbars, S00, S0 for 2 switches	3RV1915-1AB	8.22
	3-Phase busbars, S00, S0 for 3 switches	3RV1915-1BB	10.14
	3-Phase busbars, S00, S0 for 4 switches	3RV1915-1CB	11.07
	3-Phase busbars, S00, S0 for 5 switches	3RV1915-1DB	12.59
	3-Phase busbars, S2 for 2 switches	3RV1935-1A	15.64
	3-Phase busbars, S2 for 3 switches	3RV1935-1B	19.29
	3-Phase busbars, S2 for 4 switches	3RV1935-1C	22.67

SIRIUS Innovations Industrial Controls




Example	Size	Rated control supply voltage (V)	AC3 400V	AC1 690V	Auxiliary contacts	Part Number * 1 = NO Aux, 2 = NC Aux	Price
Contactors for switching motors							
	Size S00 3 kW	24V AC, 50/60 HZ	7	18	1NO/1NC	3RT2015-1AB0*	24.59
		110V AC, 50/60 HZ	7	18	1NO/1NC	3RT2015-1AF0*	24.59
		230V AC, 50/60 HZ	7	18	1NO/1NC	3RT2015-1AP0*	24.59
		24V DC	7	18	1NO/1NC	3RT2015-1BB4*	28.83
	Size S00 4 kW	24V AC, 50/60 HZ	9	22	1NO/1NC	3RT2016-1AB0*	26.38
		110V AC, 50/60 HZ	9	22	1NO/1NC	3RT2016-1AF0*	26.38
		230V AC, 50/60 HZ	9	22	1NO/1NC	3RT2016-1AP0*	26.38
		24V DC	9	22	1NO/1NC	3RT2016-1BB4*	30.75
	Size S00 5.5 kW	24V AC, 50/60 HZ	12	22	1NO/1NC	3RT2017-1AB0*	32.54
		110V AC, 50/60 HZ	12	22	1NO/1NC	3RT2017-1AF0*	32.54
		230V AC, 50/60 HZ	12	22	1NO/1NC	3RT2017-1AP0*	32.54
		24V DC	12	22	1NO/1NC	3RT2017-1BB4*	37.45
	Size S00 7.5 kW	24V AC, 50/60 HZ	16	22	1NO/1NC	3RT2018-1AB0*	41.23
		110V AC, 50/60 HZ	16	22	1NO/1NC	3RT2018-1AF0*	41.23
		230V AC, 50/60 HZ	16	22	1NO/1NC	3RT2018-1AP0*	41.23
		24V DC	16	22	1NO/1NC	3RT2018-1BB4*	66.28
	Size S0 7.5 kW	24V AC, 50 HZ	17	40	1NO+1NC	3RT2025-1AB00	45.53
		110V AC, 50 HZ	17	40	1NO+1NC	3RT2025-1AF00	45.53
		230V AC, 50 HZ	17	40	1NO+1NC	3RT2025-1AP00	45.53
		24V DC	17	40	1NO+1NC	3RT2025-1BB40	81.52
	Size S0 11 kW	24V AC, 50 HZ	25	40	1NO+1NC	3RT2026-1AB00	60.45
		110V AC, 50HZ	25	40	1NO+1NC	3RT2026-1AF00	60.45
		230V AC, 50HZ	25	40	1NO+1NC	3RT2026-1AP00	60.45
		24V DC	25	40	1NO+1NC	3RT2026-1BB40	96.77
	Size S0 15 kW	24V AC, 50 HZ	32	50	1NO+1NC	3RT2027-1AB00	87.49
		110V AC, 50 HZ	32	50	1NO+1NC	3RT2027-1AF00	87.49
		230 V AC, 50 Hz	32	50	1NO+1NC	3RT2027-1AP00	87.49
		24 V DC	32	50	1NO+1NC	3RT2027-1BB40	131.23
	Size S0 18.5 kW	24V AC, 50 HZ	38	50	1NO+1NC	3RT2028-1AB00	98.09
		110V AC, 50 HZ	38	50	1NO+1NC	3RT2028-1AF00	98.09
		230 V AC, 50 Hz	38	50	1NO+1NC	3RT2028-1AP00	98.09
		24 V DC	38	50	1NO+1NC	3RT2028-1BB40	143.83
	Size S2 18.5 kW	110V AC, 50 HZ	40	60	1NO+1NC	3RT2035-1AF00	103.40
		230 V AC, 50 Hz	40	60	1NO+1NC	3RT2035-1AP00	103.40
		20 ... 33V AC/DC	40	60	1NO+1NC	3RT2035-1NB30	157.08
	Size S2 22 kW	110V AC, 50 HZ	50	70	1NO+1NC	3RT2036-1AF00	130.57
		230 V AC, 50 Hz	50	70	1NO+1NC	3RT2036-1AP00	130.57
		20 ... 33V AC/DC	50	70	1NO+1NC	3RT2036-1NB30	204.14
	Size S2 30 kW	110V AC, 50 HZ	65	80	1NO+1NC	3RT2037-1AF00	184.26
		230 V AC, 50 Hz	65	80	1NO+1NC	3RT2037-1AP00	184.26
		20 ... 33V AC/DC	65	80	1NO+1NC	3RT2037-1NB30	279.04
	Size S2 37 kW	110V AC, 50 HZ	80	90	1NO+1NC	3RT2038-1AF00	205.47
		230 V AC, 50 Hz	80	90	1NO+1NC	3RT2038-1AP00	205.47
		20 ... 33V AC/DC	80	90	1NO+1NC	3RT2038-1NB30	293.62

SIRIUS Innovations Industrial Controls

Example	Size	Rated control supply voltage (V)	AC3 400V	AC1 690V	Auxiliary contacts	Part Number	Price	
Contactor for switching motors								
	Size S3 37 kW	110V AC, 50Hz	80	125	1NO/1NC	3RT2045-1AF00	222.04	
		230V AC, 50Hz	80	125	1NO/1NC	3RT2045-1AP00	222.04	
		20 ... 33V AC/DC	80	125	1NO/1NC	3RT2045-1NB30	309.53	
	Size S3 45 kW	110V AC, 50Hz	95	130	1NO/1NC	3RT2046-1AF00	277.71	
		230V AC, 50Hz	95	130	1NO/1NC	3RT2046-1AP00	277.71	
		20 ... 33V AC/DC	95	130	1NO/1NC	3RT2046-1NB30	360.56	
	Size S3 55 kW	110V AC, 50Hz	110	130	1NO/1NC	3RT2047-1AF00	321.46	
		230V AC, 50Hz	110	130	1NO/1NC	3RT2047-1AP00	321.46	
		20 ... 33V AC/DC	110	130	1NO/1NC	3RT2047-1NB30	374.48	
	Size S6 55 kW	110...127 V AC/DC 50/60Hz	115	160	2NO/2NC	3RT1054-1AF36	377.80	
		220...240 V AC/DC 50/60Hz	115	160	2NO/2NC	3RT1054-1AP36	377.80	
		23...26 V AC/DC 50/60Hz	115	160	2NO/2NC	3RT1054-1AB36	377.80	
	Size S6 75 kW	110...127 V AC/DC 50/60Hz	150	185	2NO/2NC	3RT1055-6AF36	461.31	
		220...240 V AC/DC 50/60Hz	150	185	2NO/2NC	3RT1055-6AP36	461.31	
		23...26 V AC/DC 50/60Hz	150	185	2NO/2NC	3RT1055-6AB36	461.31	
	Size S6 90 kW	110...127 V AC/DC 50/60Hz	185	215	2NO/2NC	3RT1056-6AF36	579.95	
		220...240 V AC/DC 50/60Hz	185	215	2NO/2NC	3RT1056-6AP36	579.95	
		23...26 V AC/DC 50/60Hz	185	215	2NO/2NC	3RT1056-6AB36	579.95	
	Size S10 110 kW	110...127 V AC/DC 50/60Hz	225	275	2NO/2NC	3RT1064-6AF36	654.18	
		220...240 V AC/DC 50/60Hz	225	275	2NO/2NC	3RT1064-6AP36	654.18	
		23...26 V AC/DC 50/60Hz	225	275	2NO/2NC	3RT1064-6AB36	654.18	
	Size S10 132 kW	110...127 V AC/DC 50/60Hz	265	330	2NO/2NC	3RT1065-6AF36	927.92	
		220...240 V AC/DC 50/60Hz	265	330	2NO/2NC	3RT1065-6AP36	927.92	
		23...26 V AC/DC 50/60Hz	265	330	2NO/2NC	3RT1065-6AB36	927.92	
	Size S10 160 kW	110...127 V AC/DC 50/60Hz	300	330	2NO/2NC	3RT1066-6AF36	1113.50	
		220...240 V AC/DC 50/60Hz	300	330	2NO/2NC	3RT1066-6AP36	1113.50	
		23...26 V AC/DC 50/60Hz	300	330	2NO/2NC	3RT1066-6AB36	1113.50	
	Size S12 200 kW	110...127 V AC/DC 50/60Hz	400	430	2NO/2NC	3RT1075-6AF36	1398.51	
		220...240 V AC/DC 50/60Hz	400	430	2NO/2NC	3RT1075-6AP36	1398.51	
		23...26 V AC/DC 50/60Hz	400	430	2NO/2NC	3RT1075-6AB36	1398.51	
	Size S12 250 kW	110...127 V AC/DC 50/60Hz	500	610	2NO/2NC	3RT1076-6AF36	2014.91	
		220...240 V AC/DC 50/60Hz	500	610	2NO/2NC	3RT1076-6AP36	2014.91	
		23...26 V AC/DC 50/60Hz	500	610	2NO/2NC	3RT1076-6AB36	2014.91	
	Example	Description				Part Number	Price	
	Contactor relays S00							
		Contactor relay 4NO, 230 V, 50/60 Hz				3RH2140-1AP00	24.88	
Contactor relay 4NO, 24 V DC				3RH2140-1BB40	28.79			
Contactor relay 3NO + 1NC, 230 V, 50/60 Hz				3RH2131-1AP00	24.88			
Contactor relay 3NO + 1NC, 24 V DC				3RH2131-1BB40	28.79			
Contactor relay 2NO + 2NC, 230 V, 50/60 Hz				3RH2122-1AP00	24.88			
Contactor relay 2NO + 2NC, 24 V DC				3RH2122-1BB40	28.79			
Accessories overload relays								
	Terminal supports for stand-alone installation, Size S00				3RU2916-3AA01	8.48		
	Terminal supports for stand-alone installation, Size S0				3RU2926-3AA01	10.34		
	Terminal supports for stand-alone installation, Size S2				3RU2936-3AA01	13.99		
	Terminal supports for stand-alone installation, Size S3				3RU2946-3AA01	18.09		

SIRIUS Innovations Industrial Controls

Accessories contactors, contactor relays

  	Auxiliary switch block, 4NO, size S00 to S3	3RH2911-1FA40	10.87
	Auxiliary switch block 2NO+2NC, size S00 to S3	3RH2911-1HA22	10.87
	Auxiliary switch block, 1NO+1NC, size S00 to S3	3RH2911-1HA11	6.51
	Auxiliary switch block, 2NO, size S00 to S3	3RH2911-1HA20	6.51
	RC element AC 127...240 V size S00	3RT2916-1CD00	6.51
	Suppression diode DC 24 V, size S00	3RT2916-1DG00	6.51
	Surge suppressor size S00 (AC 24...48 V; DC 24...70 V)	3RT2916-1BB00	6.51
	RC element AC 127...240 V, size S0	3RT2926-1CD00	10.01
	Surge suppressor, size S0 (AC 24...48 V; DC 24...70 V)	3RT2926-1BB00	7.86
	RC element AC 127...240 V size S2	3RT2936-1CD00	11.12
	Surge suppression, size S2 and S3 (AC 24...48 V)	3RT2936-1BB00	7.92
	RC element AC 127...240 V size S3	3RT2946-1CD00	10.75
	Surge suppression, size S2 and S3 (AC 48...127 V)	3RT2936-1BC00	8.29
RC element (AC 24...48 V; DC 24...70 V) size S6 to S12	3RT1956-1CD00	22.54	






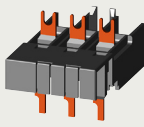
Components for customer assembly of reversing and star-delta starters

       	3RT201 S00-S00 The reversing assembly kit contains: Mechanical interlock, 2 connecting clips for 2 contactors, wiring modules on the top and bottom • For main, auxiliary and control circuits	3RA2816-0EW20	115.33
	3RT202 S0-S0 The reversing assembly kit contains: Mechanical interlock, 2 connecting clips for 2 contactors, wiring modules on the top and bottom • For main, auxiliary and control circuits1) • Only for main circuit2)	3RA2923-2AA1	25.37
	3RT203 S2-S2 The reversing assembly kit contains: 2 connecting pins for 2 contactors; wiring modules on the top and bottom • For main and auxiliary circuits • Only for main circuit3)	3RA2933-2AA1	28.68
	3RT201 S00-S00-S00 The star-delta assembly kit contains: Mechanical interlock, 4 connecting clips for 3 contactors; a star jumper, wiring modules on the top and bottom • For main, auxiliary and control circuits	3RA2913-2BB1	20.51
	3RT202 S0-S0-S0 The star-delta assembly kit contains: Mechanical interlock, 4 connecting clips for 3 contactors, a star jumper, wiring modules on the top and bottom • For main, auxiliary and control circuits • Only for main circuit2)	3RA2923-2BB1	35.56
	3RT203 S2-S2-S2 The star-delta assembly kit contains: 4 connecting pins for 3 contactors; an S2 star jumper and • wiring modules on the top and bottom for the main circuit and the auxiliary circuit, a cable for connecting the A2 coil contact from the line contactor to the A2 coil contact of the delta contactor. • Wiring modules on the top and bottom for the main circuit, a cable set for the auxiliary circuit and a cable for connecting the A2 coil contact from the line contactor to the A2 coil contact of the delta contactor.	3RA2933-2BB1	43.12
	3RT204 S3-S3 The reversing contact assembly kit contains: 2 connecting pins for 2 contactors; wiring modules on the top and bottom • For connecting the main and auxiliary current circuits, • Electrical interlock included (NC contact interlock)	3RA2943-2AA1	42.14
	3RT105 S6-S6 The reversing contact assembly kit contains: Wiring modules on the top and bottom (for connection without box terminal)	3RA1953-2M	114.44
	3RT106 S10-S10 The reversing contact assembly kit contains: Wiring modules on the top and bottom (for connection without box terminal)	3RA1963-2A	246.23
	3RT107 S12-S12 The reversing contact assembly kit contains: Wiring modules on the top and bottom (for connection without box terminal)	3RA1973-2A	321.95
	3RT204 S3-S3-S3 The star-delta starter assembly contains; 4 connectors for 3 contactors, an S3 star jumper, a cable for connecting the A2 coil contact from the line contactor to the A2 coil contact of the delta contactor and Wiring modules on the top and bottom for the main circuit and the auxiliary circuit Wiring modules on the top and bottom for the main circuit, a cable set for the auxiliary circuit	3RA2943-2BB1	49.71
	3RT105 S6-S6-S6 The star-delta starter assembly contains; Star jumper, wiring module on the bottom (Wiring module on the top is not included in the scope of supply. A double infeed between the line contactor and the delta contactor is recommended)	3RA1953-2B	238.71
	3RT106 S10-S10-S10 The star-delta starter assembly contains; Star jumper, wiring module on the bottom (Wiring module on the top is not included in the scope of supply. A double infeed between the line contactor and the delta contactor is recommended)	3RA1963-2B	156.64
	3RT107 S12-S12-S12 The star-delta starter assembly contains; Star jumper, wiring module on the bottom (Wiring module on the top is not included in the scope of supply. A double infeed between the line contactor and the delta contactor is recommended)	3RA1973-2B	194.21

SIRIUS Innovations Industrial Controls

Example	Size	Setting range (A)	Part Number	Price
Overload relay (thermal) for mounting onto contactors, Class 10				
	Size S00	0,45 ... 0,63 A	3RU2116-0GB0	36.06
		0,7 ... 1 A	3RU2116-0JB0	36.06
		0,9 ... 1,25 A	3RU2116-0KB0	36.06
		1,1 ... 1,6 A	3RU2116-1AB0	36.06
		1,4 ... 2 A	3RU2116-1BB0	36.06
		2,2 ... 3,2 A	3RU2116-1DB0	36.06
		2,8 ... 4 A	3RU2116-1EB0	36.06
		4,5 ... 6,3 A	3RU2116-1GB0	36.06
		5,5 ... 8 A	3RU2116-1HB0	36.06
		7 ... 10 A	3RU2116-1JB0	36.06
		9 ... 12,5 A	3RU2116-1KB0	36.06
	11 ... 16 A	3RU2116-4AB0	36.06	
	Size S0	14 ... 20 A	3RU2126-4BB0	38.76
		20 ... 25 A	3RU2126-4DB0	38.76
		27 ... 32 A	3RU2126-4EB0	59.54
		34 ... 40 A	3RU2126-4FB0	59.54
	Size S2	28 ... 40 A	3RU2136-4FB0	66.28
		36 ... 45 A	3RU2136-4GB0	75.83
		40 ... 50 A	3RU2136-4HB0	90.43
		47 ... 57 A	3RU2136-4QB0	90.43
		54 ... 65 A	3RU2136-4JB0	90.43
		62 ... 73 A	3RU2136-4KB0	90.43
	Size S3	28... 40 A	3RU2146-4FB0	95.44
		36... 50 A	3RU2146-4HB0	103.40
		45... 63 A	3RU2146-4JB0	103.40
		57... 75 A	3RU2146-4KB0	107.37
		70... 90 A	3RU2146-4LB0	123.94
	80... 100 A	3RU2146-4MB0	159.07	
Overload relay (electronic) for mounting onto contactors, Class 10E				
	Size S00	0,32 ... 1,25 A	3RB3016-1NB0	63.70
		1 ... 4 A	3RB3016-1PB0	63.70
		3 ... 12 A	3RB3016-1SB0	63.70
		4 ... 16 A	3RB3016-1TB0	63.70
	Size S0	3 ... 12 A	3RB3026-1SB0	72.91
		10 ... 40 A	3RB3026-1VB0	107.37
	Size S2	12 ... 50 A	3RB3036-1UB0	119.30
		20 ... 80 A	3RB3036-1WB0	153.77
	Size S3	12.5 ... 50 A	3RB3046-1UB0	131.90
		32 ... 115 A	3RB3046-1XB0	182.93





3RV29 Infeed System

Example	Type	Version	For 3RV20 motor starter protectors Size	Part Number	Price			
Three-phase busbars with infeed								
	3-phase busbars with infeed incl. 3RV2917-6A end cover	For 2 motor starter protectors with screw connection or spring-type terminals						
		• With infeed on the left	S00, S0	3RV2917-1A	17.50			
		• With infeed on the right	S00, S0	3RV2917-1E	17.50			
Three-phase busbars for system expansion								
	3-phase busbars incl. 3RV2917-5BA00 expansion plug	For motor starter protectors with screw connection or spring-type terminals						
		• For 2 motor starter protectors S00, S0	S00, S0	3RV2917-4A	10.67			
		• For 3 motor starter protectors S00, S0	S00, S0	3RV2917-4B	14.05			
Plug-in connectors								
 	Plug-in connectors to make contact with the motor starter protectors	• For spring-type terminals	- Single-unit packaging	S001) S02)	Spring-type terminals 3RV2917-5AA00 3RV2927-5AA00	3.28 3.28		
			- Multi-unit packaging (10 units)	S001) S02)	3RV2917-5A 3RV2927-5A	3.28 3.28		
		• For screw terminals	- Single-unit packaging	S001) S02)	Screw terminals 3RV2917-5CA00 3RV1927-5AA00	3.28 3.06		
			- Multi-unit packaging (10 units)	S001) S02)	3RV2917-5C 3RV1927-5A	3.28 3.06		
			Contactor bases for mounting direct-on-line or reversing starters	Single-unit packaging	S00	S00	3RV2917-7AA00	2.59
					S0	S0	3RV2927-7AA00	2.41
Llink modules								
Example	Actuating voltage of contactor	Size		Part Number	Price			
		Contactors (3RT2)	Motor starter protectors (3RV2)					
	AC / DC	S00	S00 / S0	3RA1921-1D	4.57			
	AC	S0	S00 / S0	3RA2921-1A	5.25			
	DC	S0	S00 / S0	3RA2921-1B	5.25			
	AC / DC	S2	S2	3RA2931-1A	12.22			
	AC / DC	S3	S3	3RA1941-1A	12.60			



SIRIUS 3RW Softstarter

Example	Rated operating voltage	Ambient temperature 40 °C			Size	Part Number	Price
		Rated operating current in (A)	Rated power of three-phase motors with rated operating voltage				
			230 V in (kW)	400 V in (kW)			

Softstarters for easy start-up conditions and high switching frequencies

Example						Part Number AC/DC 24 V	Part Number AC/DC 110 ... 230 V	Price AC/DC 24 V	Price AC/DC 110 ... 230 V
	200 ... 480 V Screw-type terminals	3,6	0,75	1,5	S00	3RW3013-1BB04	3RW3013-1BB14	120.72	120.72
		6,5	1,5	3	S00	3RW3014-1BB04	3RW3014-1BB14	135.50	135.50
		9	2,2	4	S00	3RW3016-1BB04	3RW3016-1BB14	150.28	150.28
		12,5	3	5,5	S00	3RW3017-1BB04	3RW3017-1BB14	169.17	169.17
		17.6	4	7,5	S00	3RW3018-1BB04	3RW3018-1BB14	193.80	193.80
	200 ... 480 V Screw-type terminals	25	5,5	11	S0	3RW3026-1BB04	3RW3026-1BB14	226.65	226.65
		32	7,5	15	S0	3RW3027-1BB04	3RW3027-1BB14	262.78	262.78
		38	11	18,5	S0	3RW3028-1BB04	3RW3028-1BB14	326.02	326.02
	200 ... 480 V Screw-type terminals	45	11	22	S2	3RW3036-1BB04	3RW3036-1BB14	400.75	400.75
		63	18,5	30	S2	3RW3037-1BB04	3RW3037-1BB14	488.61	488.61
		72	22	37	S2	3RW3038-1BB04	3RW3038-1BB14	576.48	576.48
	200 ... 480 V Screw-type terminals	80	22	45	S3	3RW3046-1BB04	3RW3046-1BB14	664.35	664.35
		106	30	55	S3	3RW3047-1BB04	3RW3047-1BB14	741.54	741.54

Softstarters for 3-phase motors (with current limiting and integrated overload relay)

Example	Operating Voltage	Operating Current	230V (Kw)	400V (Kw)	Size	Part Number AC/DC 24 V	Part Number AC/DC 110 ... 230 V	Price AC/DC 24 V	Price AC/DC 110 ... 230 V
	200-480 V Screw-type terminals	12,5	3	5,5	S0	3RW4024-1BB04	3RW4024-1BB14	252.11	252.11
		25	5,5	11	S0	3RW4026-1BB04	3RW4026-1BB14	295.63	295.63
		32	7,5	15	S0	3RW4027-1BB04	3RW4027-1BB14	352.29	352.29
		38	11	18,5	S0	3RW4028-1BB04	3RW4028-1BB14	422.92	422.92
		45	11	22	S2	3RW4036-1BB04	3RW4036-1BB14	502.57	502.57
		63	18,5	30	S2	3RW4037-1BB04	3RW4037-1BB14	596.19	596.19
		72	22	37	S2	3RW4038-1BB04	3RW4038-1BB14	692.27	692.27
		80	22	45	S3	3RW4046-1BB04	3RW4046-1BB14	778.50	778.50
	200-480 V Screw-type terminals	106	30	55	S3	3RW4047-1BB04	3RW4047-1BB14	854.05	854.05
		143	37	75	S6	3RW5055-6AB04	3RW5055-6AB14	1313.92	1313.92
		171	45	90	S6	3RW5056-6AB04	3RW5056-6AB14	1478.16	1478.16
		210	55	110	S12	3RW5072-6AB04	3RW5072-6AB14	1634.19	1634.19

SIRIUS 3RP25 Time Relay in and industrial enclosure

Example	Contacts	Width in mm	Rated control supply voltage	Time range	Functions	Part Number	Price
Multifunction time relays							
	1 W / 1 CO	17,5	AC/DC 12 – 240 V	0,05 s – 100 h	13	3RP2505-1AW30	96.11
	2 W / 2 CO	22,5	AC/DC 12 – 240 V	0,05 s – 100 h	27	3RP2505-1BW30	119.30
On-delay time relays							
	1 W / 1 CO	17,5	AC/DC 12 – 240 V	0,5 s – 10 s	On-delay	3RP2511-1AW30	45.93
	1 W / 1 CO	17,5	AC/DC 12 – 240 V	1 s – 30 s		3RP2512-1AW30	45.93
	1 W / 1 CO	17,5	AC/DC 12 – 240 V	5 s – 100 s		3RP2513-1AW30	45.93
	1 W / 1 CO	17,5	AC/DC 12 – 240 V	0,05 s – 100 h		3RP2525-1AW30	59.52
	2 W / 2 CO	22,5	AC/DC 12 – 240 V	0,05 s – 100 h		3RP2525-1BW30	86.16
Off-delay time relays with control signal							
	1 W / 1 CO	17,5	AC/DC 12 – 240 V	0,05 s – 100 h	Off-delay	3RP2535-1AW30	79.54
Off-delay time relays without control signal							
	1 W / 1 CO	22,5	AC/DC 12 – 240 V	0,05 s – 600 s	Off-delay	3RP2540-1AW30	110.02
	2 W / 2 CO	22,5	AC/DC 12 – 240 V	0,05 s – 600 s		3RP2540-1BW30	128.58
Star-delta function							
	2 S / 2 NO	22,5	AC/DC 12 – 240 V	1 s – 20 s	Star-delta	3RP2574-1NW30	59.52
	2 S / 2 NO	22,5	AC/DC 12 – 240 V	3 s – 60 s		3RP2576-1NW30	59.52

CO change-over contact

All products are available with spring-loaded terminals.

Example	Screw-type	3RP2505-1AW30
	Spring-type	3RP2505-2AW30









SIRIUS 3SK1 Safety Relays









Example	Description	Adjustable off-delay time	Rated control supply voltage	Enable circuits	Signaling circuits	Part Number		Price
						Screw-type terminals	Screw-type terminals	
Standard basic units, 22.5 mm								
	with relay outputs	–	AC/DC 24 V	3	1	3SK1111-1AB30		120.77
		–	AC/DC 110 – 240 V	3	1	3SK1111-1AW20		120.77
	with semiconductor outputs	–	DC 24 V	2	1	3SK1112-1BB40		95.92
Advanced basic units, 22.5 mm								
	with relay output	–	DC 24 V	3	1	3SK1121-1AB40		153.47
		0,05 – 3 s	DC 24 V	2/2tv	–	3SK1121-1CB41		191.84
		0,5 – 30 s	DC 24 V	2/2tv	–	3SK1121-1CB42		191.84
	with semiconductor outputs	–	DC 24 V	3	1	3SK1122-1AB40		115.10
		0,5 – 30 s	DC 24 V	2/2tv	–	3SK1122-1CB42		115.10
Input expansion module, 17.5 mm								
	Sensoren Sensor expansion modules for safety-oriented expansion of the advanced basic units by adding an additional 2-channel sensor or two 1-channel sensors	–	DC 24 V	–	–	3SK1220-1AB40		92.00
Output expansion module 4RO 22.5 mm								
	with relay outputs	–	DC 24 V	4	1	3SK1211-1BB40		111.62
Device connectors for saving wiring for advanced basic units, input or output expansion modules								
	Device connector 17.5 mm	–	–	–	–	3ZY1212-1BA00		11.25
	Device connector 22.5 mm	–	–	–	–	3ZY1212-2BA00		11.25
	Device terminating connectors 22.5 mm	–	–	–	–	3ZY1212-2DA00		12.08

SIRIUS ACT (complete units)

Example	Description	Contacts	Part Number		Price	
			Plastic	Metal	Plastic Price	Metal Price
	Pushbutton with flat button	● 1NO	3SU1100-0AB10-1BA0	3SU1150-0AB10-1BA0	10.81	12.70
		● 1NC	3SU1100-0AB20-1CA0	3SU1150-0AB20-1CA0	10.81	12.70
		● 1NO	3SU1100-0AB40-1BA0	3SU1150-0AB40-1BA0	10.81	12.70
		● 1NO	3SU1100-0AB50-1BA0	3SU1150-0AB50-1BA0	10.81	12.70
	Illuminated pushbutton with flat button AC/DC 24	● 1NO	3SU1102-0AB40-1BA0	3SU1152-0AB40-1BA0	18.45	19.91
		○ 1NO	3SU1102-0AB60-1BA0	3SU1152-0AB60-1BA0	18.45	19.91
		○ 1NO	3SU1102-0AB70-1BA0	3SU1152-0AB70-1BA0	18.45	19.91
	EMERGENCY-STOP devices with holder and yellow name plate, Ø 80 mm, with inscription	● 1NC	3SU1100-1HB20-1CG0	3SU1150-1HB20-1FG0	28.57	32.04
	Selector switches	 1NO; latching	3SU1100-2BF60-1BA0	3SU1150-2BF60-1BA0	15.10	16.81
		 1NO, 1NO; latching	3SU1100-2BL60-1NA0	3SU1150-2BL60-1NA0	19.02	20.67
		 1NO, 1NO; momentary contact type	3SU1100-2BM60-1NA0	3SU1150-2BM60-1NA0	19.02	20.67
	Key-operated switches with holder, 2 switch positions (RONIS)	 1NO; latching	3SU1100-4BF11-1BA0	3SU1150-4BF11-1BA0	26.86	28.51
SIRIUS ACT (complete units)						
	Indicator lights with smooth lens, with integrated LED AC/DC 24 V	●	3SU1102-6AA20-1AA0	3SU1152-6AA20-1AA0	12.39	13.71
		●	3SU1102-6AA40-1AA0	3SU1152-6AA40-1AA0	12.39	13.71
		○	3SU1102-6AA60-1AA0	3SU1152-6AA60-1AA0	12.39	13.71
	Indicator lights with smooth lens, with integrated LED AC 230 V	●	3SU1106-6AA20-1AA0	3SU1156-6AA20-1AA0	16.56	17.89
		●	3SU1106-6AA40-1AA0	3SU1156-6AA40-1AA0	16.56	17.89
		○	3SU1106-6AA60-1AA0	3SU1156-6AA60-1AA0	16.56	17.89

SIRIUS ACT (actuators and indicators) Please order the holder separately

Example	Description	Part Number (without holder)		Price		
		Plastic	Metal	Plastic	Metal	
 	Pushbutton with flat button, momentary contact type, without release	●	3SU1000-0AB10-0AA0	3SU1050-0AB10-0AA0	3.86	4.96
		●	3SU1000-0AB20-0AA0	3SU1050-0AB20-0AA0	3.86	4.96
		●	3SU1000-0AB40-0AA0	3SU1050-0AB40-0AA0	3.86	4.96
		●	3SU1000-0AB50-0AA0	3SU1050-0AB50-0AA0	3.86	4.96
		○	3SU1000-0AB60-0AA0	3SU1050-0AB60-0AA0	3.86	4.96
		⊘	3SU1000-0AB70-0AA0	3SU1050-0AB70-0AA0	3.86	4.96
	Pushbuttons with flat button, latching, with rotate-to-unlatch mechanism		3SU1000-0AA10-0AA0	3SU1050-0AA10-0AA0	8.97	10.11
 	Illuminated pushbutton, momentary contact type	●	3SU1001-0AB20-0AA0	3SU1051-0AB20-0AA0	5.30	5.98
		●	3SU1001-0AB30-0AA0	3SU1051-0AB30-0AA0	5.30	5.98
		●	3SU1001-0AB40-0AA0	3SU1051-0AB40-0AA0	5.30	5.98
		●	3SU1001-0AB50-0AA0	3SU1051-0AB50-0AA0	5.30	5.98
		○	3SU1001-0AB60-0AA0	3SU1051-0AB60-0AA0	5.30	5.98
		⊘	3SU1001-0AB70-0AA0	3SU1051-0AB70-0AA0	5.30	5.98
 	Indicator lights with smooth lens	●	3SU1001-6AA20-0AA0	3SU1051-6AA20-0AA0	3.07	3.59
		●	3SU1001-6AA30-0AA0	3SU1051-6AA30-0AA0	3.07	3.59
		●	3SU1001-6AA40-0AA0	3SU1051-6AA40-0AA0	3.07	3.59
		●	3SU1001-6AA50-0AA0	3SU1051-6AA50-0AA0	3.07	3.59
		○	3SU1001-6AA60-0AA0	3SU1051-6AA60-0AA0	3.07	3.59
		⊘	3SU1001-6AA70-0AA0	3SU1051-6AA70-0AA0	3.07	3.59
	Twin pushbuttons with indicator light, momentary contact type	●	3SU1001-3AB42-0AK0	3SU1051-3AB42-0AK0	9.10	12.64

Selector switches						
	2 switch positions, latching (90°)		3SU1002-2BF60-0AA0	3SU1052-2BF60-0AA0	8.22	9.16
	2 switch positions, momentary contact type (45°)		3SU1002-2BC60-0AA0	3SU1052-2BC60-0AA0	8.22	9.16
	3 switch positions, latching (2x45°)		3SU1002-2BL60-0AA0	3SU1052-2BL60-0AA0	8.22	9.16
 	3 switch positions, momentary contact type (2x45°)		3SU1002-2BM60-0AA0	3SU1052-2BM60-0AA0	8.22	9.16

SIRIUS ACT (actuators and indicators)

Example	Description	Switch position	Part Number		Price	
			Plastic	Metal	Plastic	Metal
Key-operated switches						
	2 switch positions, momentary contact type (RONIS SB30)		3SU1000-4BC01-0AA0	3SU1050-4BC01-0AA0	20.10	22.06
	2 switch positions, latching (RONIS SB 30)		3SU1000-4BF11-0AA0	3SU1050-4BF11-0AA0	20.10	22.06
	2 switch positions, latching (CES, SSG10) - (0+I)		3SU1000-5BF11-0AA0	3SU1050-5BF11-0AA0	49.17	53.28
	2 switch positions, latching (CES, SSG10) - (0)		3SU1000-5BF01-0AA0	3SU1050-5BF01-0AA0	49.17	53.28
	3 switch positions, latching (CES, SSG10)		3SU1000-5BL11-0AA0	3SU1050-5BL11-0AA0	49.17	53.28
	3 switch positions, latching (RONIS SB30)		3SU1000-4BL11-0AA0	3SU1050-4BL11-0AA0	21.30	23.51
Mushroom pushbutton 40 mm						
	momentary contact type, without release		3SU1000-1BD10-0AA0	3SU1050-1BD10-0AA0	8.85	9.73
	latching, with pull-to-unlatch mechanism		3SU1000-1BA20-0AA0	3SU1050-1BA20-0AA0	15.80	17.89
E-STOP mushroom pushbutton						
	with pull-to-unlatch mechanism Ø 40 mm		3SU1000-1HA20-0AA0	3SU1050-1HA20-0AA0	16.05	17.63
	with rotate-to-unlatch mechanism Ø 33,4 mm		3SU1000-1GB20-0AA0	3SU1050-1GB20-0AA0	15.93	17.70
	with rotate-to-unlatch mechanism Ø 40 mm		3SU1000-1HB20-0AA0	3SU1050-1HB20-0AA0	17.44	17.63
	illuminated with rotate-to-unlatch mechanism Ø 40 mm		3SU1001-1HB20-0AA0	3SU1051-1HB20-0AA0	20.73	22.06
	with lock RONIS SB30		3SU1000-1HF20-0AA0	3SU1050-1HF20-0AA0	34.19	37.16
	with lock CES SSG10		3SU1000-1HR20-0AA0	3SU1050-1HR20-0AA0	54.16	58.97

SIRIUS ACT (accessories)

Example	Description	Contacts	Part Number			Price		
			Plastic	Universal	Metal	Plastic Price	Universal Price	Metal Price
Holder with/without contact block								
	3-way holder without module		3SU1500-0AA10-0AA0	3SU1550-0AA10-0AA0	3SU1510-0AA10-0AA0	1.89 (sold in multiple of 5)	2.72 (sold in multiple of 5)	4.13 (sold in multiple of 5)
			3SU1500-0AA10-0AA0-ZX01	3SU1550-0AA10-0AA0-ZX01	3SU1510-0AA10-0AA0-ZX01	2.36	3.27	4.95
	3-way holder with contact-module	1NO	3SU1500-1AA10-1BA0	3SU1550-1AA10-1BA0	-	5.85	6.70	-
		1NC	3SU1500-1AA10-1CA0	3SU1550-1AA10-1CA0	-	5.85	6.70	-
Contact blocks, screw-type terminals for front plate mounting								
	Mounting depth 28 mm	1NO	3SU1400-1AA10-1BA0			3.92 (sold in multiple of 5)		
		1NC	3SU1400-1AA10-1CA0			3.92 (sold in multiple of 5)		
		1NO	3SU1400-1AA10-1BA0-ZX01			4.70		
		1NC	3SU1400-1AA10-1CA0-ZX01			4.70		
	Mounting depth 50 mm; with installation monitoring contact	1NC	3SU1400-1AA10-1HA0			9.48		
Contact blocks, spring-type terminals for front plate mounting								
	Mounting depth 28 mm	1NO	3SU1400-1AA10-3BA0			4.02 (sold in multiple of 5)		
		1NC	3SU1400-1AA10-3CA0			4.02 (sold in multiple of 5)		
		1NO	3SU1400-1AA10-3BA0-ZX01			4.82		
		1NC	3SU1400-1AA10-3CA0-ZX01			4.82		
Label holders for inscription labels								
	12,5 mm x 27 mm; round, flat		3SU1900-0AG10-0AA0			9.40 (10 pieces)		
	27 mm x 27 mm; round, flat		3SU1900-0AJ10-0AA0			9.40 (10 pieces)		
	17,5 mm x 28 mm; round design		3SU1900-0AS10-0AA0			9.40 (10 pieces)		
SIRIUS ACT (accessories)								
Example	Description	LED colour	Part Number		Price			
Labels for sticking into label holder (10 pieces)								
	black/white 12,5 x 27		3SU1900-0AC16-0AA0		8.10 (10 pieces)			
	silver/black 12,5 x 27		3SU1900-0AC81-0AA0		7.60 (10 pieces)			
	black/white 17,5 x 27		3SU1900-0AD16-0AA0		8.10 (10 pieces)			
	black/white 27 x 27		3SU1900-0AE16-0AA0		10.70 (10 pieces)			
	silver/black 27 x 27		3SU1900-0AE81-0AA0		10.10 (10 pieces)			
	black/white 22 x 22		3SU1900-0AF16-0AA0		10.70 (10 pieces)			
	silver/black 22 x 22		3SU1900-0AF81-0AA0		10.10 (10 pieces)			
LED-module for front plate mounting mounting depth 50 mm								
	LED AC/DC 24 V, screw-type terminals	●	3SU1401-1BB20-1AA0		6.32 (sold in multiple of 5)			
		●	3SU1401-1BB30-1AA0		6.32 (sold in multiple of 5)			
		●	3SU1401-1BB40-1AA0		6.32 (sold in multiple of 5)			
		○	3SU1401-1BB60-1AA0		6.32 (sold in multiple of 5)			
		○	3SU1401-1BB60-1AA0-ZX01		7.58			
	LED AC/DC 24 V, screw-type terminals	●	3SU1401-1BB20-1AA0-ZX01		7.58			
		●	3SU1401-1BB30-1AA0-ZX01		7.58			
		●	3SU1401-1BB40-1AA0-ZX01		7.58			
		○	3SU1401-1BB60-1AA0-ZX01		7.58			
	LED AC 230 V, screw-type terminals	●	3SU1401-1BF20-1AA0		10.55			
		●	3SU1401-1BF30-1AA0		10.55			
		●	3SU1401-1BF40-1AA0		10.55			
		○	3SU1401-1BF60-1AA0		10.55			
LED, spring-type terminals	○	3SU1401-1BB60-3AA0		6.57 (sold in multiple of 5)				

SIRIUS ACT Enclosures

Enclosures with standard fittings					
	EMERGENCY-STOP mushroom pushbuttons, red, Ø 40 mm, with yellow top part, with protective collar, 1NC	3SU1801-0NA00-2AC2	3SU1851-0NA00-2AC2	55.55	95.43
	EMERGENCY-STOP mushroom pushbuttons, red, Ø 40 mm, with yellow top part, without protective collar, 1NC	3SU1801-0NA00-2AA2	3SU1851-0NA00-2AA2	40.64	62.06
	EMERGENCY-STOP mushroom pushbuttons, red, Ø 40 mm, with yellow top part, with protective collar, 2NC	3SU1801-0NB00-2AC2	3SU1851-0NB00-2AC2	57.20	100.49
	Two-hand operation consoles with standard fittings		3SU1853-3NB00-1AA1		434.82
SIRIUS ACT (accessories)					
Example	Description	No. of command points	Part Number	Price	
Empty enclosure, plastic					
	for commanding devices, 22 mm, round, with yellow top part, without protective collar	1	3SU1801-0AA00-0AA2	9.42	
	for commanding devices, 22 mm, round, with yellow top part, with protective collar	1	3SU1801-0AA00-0AC2	23.13	
	for commanding devices, 22 mm, round, with grey top part	1	3SU1801-0AA00-0AB1	9.42	
		2	3SU1802-0AA00-0AB1	12.07	
		3	3SU1803-0AA00-0AB1	13.34	
		4	3SU1804-0AA00-0AB1	16.94	
		6	3SU1806-0AA00-0AB1	23.89	
Empty enclosure, metal					
	for commanding devices, 22 mm, round, with yellow top part, without protective collar	1	3SU1851-0AA00-0AA2	31.28	
	for commanding devices, 22 mm, round, with yellow top part, with protective collar	1	3SU1851-0AA00-0AC2	61.68	
	for commanding devices, 22 mm, round with grey top part	1	3SU1851-0AA00-0AB1	27.18	
		2	3SU1852-0AA00-0AB1	32.67	
		3	3SU1853-0AA00-0AB1	43.23	
		4	3SU1854-0AA00-0AB1	57.26	
		6	3SU1856-0AA00-0AB1	74.58	
Contact blocks, screw-type terminals for base mounting (enclosure)					
	with 1 contact element	1NO	3SU1400-2AA10-1BA0	4.79 (sold in multiple of 5)	
		1NC	3SU1400-2AA10-1CA0	4.79 (sold in multiple of 5)	
			3SU1400-2AA10-1BA0-ZX01	5.75	
			3SU1400-2AA10-1CA0-ZX01	5.75	
	with integrated white LED (AC/DC 24 V)		3SU1401-2BB60-1AA0	6.51 (sold in multiple of 5)	
		3SU1401-2BB60-1AA0-ZX01	8.03		
Protective covers					
	Blanking plugs, round		3SU1900-0FA10-0AA0	3.64	
	Protective collars for EMERGENCY-Stop, round		3SU1900-0DY30-0AA0	8.66	







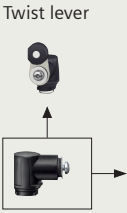

SIRIUS 3SE5 position switches

Example	Actuator	SR*	PR*	Part Number		Price	
				Molded-plastic	Metal	Molded-plastic Price	Metal Price
Enclosure 31 mm width, acc. to EN 50047 with snap-action contacts 1NO / 1NC							
	Basic switch (actuator see below)			3SE5232-0CC05	3SE5212-0CC05	15.48	21.13
	Roller plunger		X	3SE5232-0HD03	3SE5212-0CD03	19.65	25.43
	Roller lever		X	3SE5232-0HE10	3SE5212-0CE10	22.54	27.33
	Angular roller lever		X	3SE5232-0HF10	3SE5212-0CF10	22.54	27.33
	Twist lever		X	3SE5232-0HK21	3SE5212-0CK21	23.22	28.99
	Twist lever, infinitely adjustable length		X	3SE5232-0HK50	3SE5212-0CK50	26.56	32.55
Enclosure 40 mm width, acc. to EN 50047 with snap-action contacts 1NO / 1NC							
	Basic switch (actuator see below)			3SE5132-0CA00	3SE5112-0CA00	17.26	23.95
	Rounded plunger high-grade steel			3SE5132-0CC03	3SE5112-0CC02	25.00	39.31
	Roller plunger	X		3SE5132-0CD05	3SE5112-0CD02	26.41	43.79
	Roller lever		X	3SE5132-0CE05	3SE5112-0CE01	29.05	37.59
	Angular roller lever		X	3SE5132-0CF05	3SE5112-0CF01	29.05	37.59
	Twist lever		X	3SE5132-0CJ01	3SE5112-0CH01	31.02	42.20
	Twist lever, infinitely adjustable length		X	3SE5132-0CJ50	3SE5112-0CH50	33.35	44.59
	Rod actuator, aluminium			3SE5132-0CJ80	3SE5112-0CH80	34.83	47.42
	Spring rod			3SE5132-0CR01	3SE5112-0CR01	30.83	37.28
Enclosure 50 mm / 56 mm width, acc. to EN 50047 with snap-action contacts 1NO / 1NC							
	Basic switch			3SE5242-0CC05 (with teflon plunger)	3SE5122-0CA00	19.59	24.08
	Plain plunger				3SE5122-0CB01		29.60
	Rounded plunger			See basic switch	3SE5122-0CC02 (High-grade steel)		39.31
	Roller plunger	X		3SE5242-0HD03	3SE5122-0CD02	23.95	43.79
	Roller lever		X	3SE5242-0HE10	3SE5122-0CE01	26.78	37.59
	Twist lever		X	3SE5242-0HK21	3SE5122-0CH01	27.33	42.20
	Twist lever, infinitely adjustable length		X	3SE5242-0HK50	3SE5122-0CH50	30.83	44.59

SR* – with high-grade steel roller
PR* – with plastic roller

Position Switches

Actuators for 3SE5 basic position switches

Plain plunger	Rounded plunger	Roller plunger	Roller lever	Angular roller lever	Spring rod	Twist actuator with twist lever	Twist actuator with twist lever adjustable length
							
Plain plunger	Rounded plunger	Roller plunger	Roller lever	Angular roller lever	Spring rod	Twist actuator	Twist lever, adjustable length

The appropriate order number can be selected from catalogue IC 10

SIRIUS 3SE5 position switches




Example	Contacts	Enclosure width	Part Number		Price	
			Molded-plastic	Metal	Molded-plastic Price	Metal Price

Safety position switch with interlocking, 5 directions of approach

	1NO + 1NC	31 mm	3SE5232-0RV40	3SE5212-0RV40	33.11	38.88
	1NO + 2NC	31 mm	3SE5232-0QV40	3SE5212-0QV40	34.58	41.27
	1NO + 2NC	40 mm	3SE5132-0QV20	3SE5112-0QV10	37.53	60.31
	1NO + 2NC	50 mm	3SE5242-0QV40		38.76	
	1NO + 2NC	56 mm		3SE5122-0QV10		60.38

Supplied without actuator, please order separately

Actuator

Example	Version	Actuator length	Part Number	Price
	Standard	75,6 mm	3SE5000-0AV01	4.70
	with vertical fixing	53 mm	3SE5000-0AV02	5.38
	with transverse fixing	47 mm	3SE5000-0AV03	5.38

Example	Output	Input	Maße (H x B x T)	Part Number	Price
	Voltage / Current	Rated voltage	Dimensions (h x w x d)		
SITOP compact – The slim power supply unit for control boxes					
	DC 12 V / 2,0 A, PSU100C	1 AC 100-230 V (AC 85...264 V/ DC 110...300 V)	30 x 80 x 100	6EP1321-5BA00	73.00
	DC 12 V / 6,5 A, PSU100C		52,5 x 80 x 100	6EP1322-5BA10	109.00
	DC 24 V / 0,6 A, PSU100C		22,5 x 80 x 100	6EP1331-5BA00	44.00
	DC 24 V / 1,3 A, PSU100C		30 x 80 x 100	6EP1331-5BA10	54.00
	DC 24 V / 2,5 A, PSU100C		45 x 80 x 100	6EP1332-5BA00	73.00
	DC 24 V / 4,0 A, PSU100C		52,5 x 80 x 100	6EP1332-5BA10	105.00
LOGO!Power – The flat power supply unit for distribution boards					
	DC 5 V / 3 A	1 AC 100-240 V (AC 85...264 V/ DC 110...300 V)	36 x 90 x 53	6EP3310-6SB00-0AY0	75.00
	DC 5 V / 6,3 A		54 x 90 x 53	6EP3311-6SB00-0AY0	100.00
	DC 12 V / 0,9 A		18 x 90 x 53	6EP3320-6SB00-0AY0	43.00
	DC 12 V / 1,9 A		36 x 90 x 53	6EP3321-6SB00-0AY0	75.00
	DC 12 V / 4,5 A		54 x 90 x 53	6EP3322-6SB00-0AY0	100.00
	DC 15 V / 1,9 A		36 x 90 x 53	6EP3321-6SB10-0AY0	75.00
	DC 15 V / 4 A		54 x 90 x 53	6EP3322-6SB10-0AY0	100.00
	DC 24 V / 0,6 A		18 x 90 x 53	6EP3330-6SB00-0AY0	36.00
	DC 24 V / 1,3 A		36 x 90 x 53	6EP3331-6SB00-0AY0	54.00
	DC 24 V / 2,5 A		54 x 90 x 53	6EP3332-6SB00-0AY0	71.00
DC 24 V / 4 A	72 x 90 x 53	6EP3333-6SB00-0AY0	97.00		
SITOP in SIMATIC Design					
	DC 14 V / 2,5, PM 1207	1 AC 120/230 V (AC 85...132/ 170...264 V)	70 x 100 x 75	6EP1332-1SH71	83.00
SITOP Lite & Smart – The powerful standard power supply					
	DC 24 V / 2.5 A, PSU100L	1 AC 120-230 V (AC 93 ... 132/ 187 ... 264 V)	32.5 x 125 x 120	6EP1332-1LB00	54.00
	DC 24 V / 5 A, PSU100L		50 x 125 x 120	6EP1333-1LB00	75.00
	DC 24 V / 10 A, PSU100L		70 x 125 x 150	6EP1334-1LB00	108.00
	DC 24 V / 20 A, PSU100L	110 x 125 x 125	1 AC 100-240 V	6EP1336-1LB00	162.00
	DC 24 V / 10 A, PSU300S	3 AC 400-500 V (3AC 340...550 V)	90 x 145 x 150	6EP1434-2BA20	193.00
	DC 24 V / 20 A, PSU300S		90 x 145 x 150	6EP1436-2BA10	226.00
	DC 24 V / 40 A, PSU300S		150 x 145 x 150	6EP1437-2BA20	351.00

Power Supplies

Example	Output	Input	Maße (H x B x T)	Part Number	Price
	Voltage / Current	Rated voltage	Dimensions (h x w x d)		
SITOP modular – Technology Power Supply for Demanding Solutions					
	DC 24 V / 5 A, PSU8200	1 AC 120/230 V (AC 85...132/170...264 V)	45 x 125 x 125	6EP3333-8SB00-0AY0	146.00
	DC 24 V / 10 A, PSU8200		55 x 125 x 125	6EP3334-8SB00-0AY0	190.00
	DC 24 V / 20 A, PSU8200	1 AC 120-230 V (AC 85...275 V oder DC 88...350 V)	90 x 125 x 125	6EP1336-3BA10	276.00
	DC 24 V / 5 A, PSU200M	1/2 AC 120 – 230/230-500 V (AC 85...264/176...550 V)	70 x 125 x 125	6EP1333-3BA10	162.00
	DC 24 V / 10 A, PSU200M		70 x 125 x 125	6EP1334-3BA10	211.00
Expansion modules to increase the system availability					
	Buffer module				
	200 ms at 40 A – 1,6 s at 5 A, PSE201U	DC 24 V (24...28.8 V)	70 x 125 x 125	6EP1961-3BA01	179.00
	Selectivity module				
	4 x 0,5...3 A, PSE200U	DC 24 V (22...30 V)	72 x 80 x 72	6EP1961-2BA11	109.00
	4 x 3...10 A, PSE200U			6EP1961-2BA21	119.00
	4 x 0,5...3A PSE200U 3 A NEC Class 2			6EP1961-2BA51	109.00
PSU6200 Standard Power Supply with diagnostics					
	12 V/2 A, PSU6200	120 - 230 V AC / 120 - 240 V DC 85 - 264 V AC / 99 - 275 V DC	25 x 100 x 88	6EP3321-7SB00-0AX0	73.00
	12 V/7 A, PSU6200		35 x 135 x 125	6EP3323-7SB00-0AX0	149.00
	12 V/12 A, PSU6200		45 x 135 x 155	6EP3324-7SB00-3AX0	208.00
	24 V/1.3 A, PSU6200		25 x 100 x 88	6EP3331-7SB00-0AX0	56.00
	24 V/2.5 A, PSU6200		40 x 100 x 88	6EP3332-7SB00-0AX0	73.00
	24 V/3.7 A, PSU6200		35 x 135 x 125	6EP3333-7LB00-0AX0	128.00
	24 V/5 A, PSU6200		35 x 135 x 125	6EP3333-7SB00-0AX0	116.00
	24 V/10 A, PSU6200		45 x 135 x 125	6EP3334-7SB00-3AX0	175.00
	24 V/20 A, PSU6200		70 x 135 x 155	6EP3336-7SB00-3AX0	238.00
SEL1200/1400 Selectivity Modules					
	SEL1200 8 x 10A	DC 24 V	45 x 135 x 125	6EP4438-7FB00-3DX0	165.00
	SEL1400 8 x 10A	DC 24 V	45 x 135 x 125	6EP4438-7EB00-3DX0	224.00
	SEL1200 8 x 5A	DC 24 V	45 x 135 x 125	6EP4437-7FB00-3DX0	153.00
	SEL1400 8 x 5A	DC 24 V	45 x 135 x 125	6EP4437-7EB00-3DX0	214.00
	SEL1200 4x10A	DC 24 V	45 x 135 x 125	6EP4437-7FB00-3CX0	94.00
	SEL1400 4x10A	DC 24 V	45 x 135 x 125	6EP4437-7EB00-3CX0	126.00
RED1200 Redundancy Modules					
	RED1200 20A	DC 12-48 V	35 x 135 x 125	6EP4346-7RB00-0AX0	76.00
	RED1200 40A	DC 12-48 V	35 x 135 x 125	6EP4347-7RB00-0AX0	109.00

LOGO! 8 Logic module

Example	Description	Part Number	Price
Basic modules with display			
	LOGO! 24CE 8DI/4DO	6ED1052-1CC08-0BA1	106.00
	LOGO! 12/24RCE 8DI/4DO Relay	6ED1052-1MD08-0BA1	120.00
	LOGO! 24RCE 8DI/4DO Relay	6ED1052-1HB08-0BA1	120.00
	LOGO! 230RCE 8DI/4DO Relay	6ED1052-1FB08-0BA1	123.00
Basic modules without display			
	LOGO! 24CEo 8DI/4DO	6ED1052-2CC08-0BA1	92.00
	LOGO! 12/24RCEo 8DI/4DO Relay	6ED1052-2MD08-0BA1	96.00
	LOGO! 24RCEo 8DI/4DO Relay	6ED1052-2HB08-0BA1	96.00
	LOGO! 230RCEo 8DI/4DO Relay	6ED1052-2FB08-0BA1	99.00
Digital expansion modules			
	LOGO! DM8 24, 4DI/4DO	6ED1055-1CB00-0BA2	58.00
	LOGO! DM8 12/24R, 4DI/4DO Relay	6ED1055-1MB00-0BA2	63.00
	LOGO! DM8 24R, 4DI/4DO Relay	6ED1055-1HB00-0BA2	63.00
	LOGO! DM8 230R, 4DI/4DO Relay	6ED1055-1FB00-0BA2	63.00
	LOGO! DM16 24, 8DI/8DO	6ED1055-1CB10-0BA2	94.00
	LOGO! DM16 24R, 8DI/8DO Relay	6ED1055-1NB10-0BA2	101.00
	LOGO! DM16 230R, 8DI/8DO Relay	6ED1055-1FB10-0BA2	101.00
Analogue expansion modules			
	LOGO! AM2, DC 12...24 V, 2AE 0...10 V oDir 0/4 ... 20 mA Analog Input	6ED1055-1MA00-0BA2	76.00
	LOGO! AM2 RTD, DC 12...24 V, 2AE -50...200 °C (Pt100/1000) Temperature Input	6ED1055-1MD00-0BA2	92.00
	LOGO! AM2 AQ, 2AA DC 0...10 V / 0/4...20 mA Analog Output	6ED1055-1MM00-0BA2	109.00
Communication modules			
	LOGO! CSM 12/24, 4 Port Ethernet Switch	6GK7177-1MA20-0AA0	129.00
	LOGO! CMR 2020 SMS/Email 2G Network	6GK7142-7BX00-0AX0	354.00
	LOGO! CMR 2040 SMS/Email 4G Network	6GK7142-7EX00-0AX0	468.00
	LOGO! CMK 2000 KNX	6BK1700-0BA20-0AA0	331.00
Starter Kits			
	LOGO! 8.2 12/24V Starter Kit	6ED1057-3BA01-0AA8	200.00
	LOGO! 8.2 230V Starter Kit	6ED1057-3BA03-0AA8	178.00
	LOGO! 8.2 TDE Starter Kit	6ED1057-3BA11-0AA8	286.00
	LOGO! 8 12/24V + KP300 Basic Starter Kit	6AV2132-0HA00-0AA1	350.00
	LOGO! 8 12/24V + KTP400 Basic Starter Kit	6AV2132-0KA00-0AA1	467.00
	LOGO! 8 12/24V + KTP700 Basic Starter Kit	6AV2132-3GB00-0AA1	818.00
Text display			
	LOGO! TDE Text Display	6ED1055-4MH08-0BA1	136.00
Software			
	LOGO! Soft Comfort V8	6ED1 058-0BA08-0YA1	47.00
Power Supplies			
	LOGO!POWER DC 5 V / 3 A 36 x 90 x 53	6EP3310-6SB00-0AY0	75.00
	LOGO!POWER DC 5 V / 6,3 A 54 x 90 x 53	6EP3311-6SB00-0AY0	100.00
	LOGO!POWER DC 12 V / 0,9 A 18 x 90 x 53	6EP3320-6SB00-0AY0	43.00
	LOGO!POWER DC 12 V / 1,9 A 36 x 90 x 53	6EP3321-6SB00-0AY0	75.00
	LOGO!POWER DC 12 V / 4,5 A 54 x 90 x 53	6EP3322-6SB00-0AY0	100.00
	LOGO!POWER DC 15 V / 1,9 A 36 x 90 x 53	6EP3321-6SB10-0AY0	75.00
	LOGO!POWER DC 15 V / 4 A 54 x 90 x 53	6EP3322-6SB10-0AY0	100.00
	LOGO!POWER DC 24 V / 0,6 A 18 x 90 x 53	6EP3330-6SB00-0AY0	36.00
	LOGO!POWER DC 24 V / 1,3 A 36 x 90 x 53	6EP3331-6SB00-0AY0	54.00
	LOGO!POWER DC 24 V / 2,5 A 54 x 90 x 53	6EP3332-6SB00-0AY0	71.00
	LOGO!POWER DC 24 V / 4 A 72 x 90 x 53	6EP3333-6SB00-0AY0	97.00

3LD Main Control and EMERGENCY-STOP Switches up to 125 A

Floor mounting, moulded-plastic enclosures

Overview

The 3LD switches are used for switching main and auxiliary circuits, but also for switching induction motors and other loads during maintenance and repair work.

They are manually operated switch disconnectors according to IEC 60947-3/VDE 0660 Part 107 (IEC 60947-3) and comply with the conditions for switch disconnectors.

The 3LD can be used as

- ON-OFF switch
- EMERGENCY-STOP switch
- Main control switch according to IEC 60204-1

In IEC 60204-1 (VDE 0113 Part 1), main switches are called "mains isolating devices", while EMERGENCY-STOP switches are termed "devices for emergency shutdown". Maintenance personnel can protect themselves against unauthorized startup with padlocks (up to three can be fitted).


3LD main control and EMERGENCY-STOP switches are approved according to UL 508

Selection and ordering data

Floor mounting

Main control and EMERGENCY-STOP switches with door-coupling rotary operating mechanism

- Red/yellow (EMERGENCY-STOP)
- With 300 mm switch shaft
- Lockable in 0 position with max. 3 padlocks
- IP65 degree of protection at the front
- Door-coupling rotary operating mechanism with integrated tolerance compensation
- Mounting using screws or snap-on mounting on 35 mm standard mounting rail
- Including terminal cover for the infeed side
- Front plate
- 3LD20, 3LD21, 3LD22: 67 mm × 67 mm
- 3LD25 to 3LD28: 90 mm × 90 mm
- Installation dimension
- 3LD20, 3LD21, 3LD22: 380 mm
- 3LD25 to 3LD28: 390 mm.



Moulded-plastic enclosures

Main control and EMERGENCY-STOP switches

- Red/yellow (EMERGENCY-STOP)
- With N- and/or PE-ground terminal
- Lockable in 0 position with upto max. 3 padlocks
- IP 65 degree of protection at the front
- Rotary operating mechanisms with center-hole mounting
- For floor-mounting auxiliary switches
- Metric screwed glands.



SINAMICS V20 basic inverters – Power components

Number and version of contacts		Rated data at 50 ... 60 Hz 380 ... 440 V		Part Number	Price	Part Number	Price
Main elements	Aux elements	P/ AC-23A kW	I _u A				
3	--	7.5	16	3LD2013-0TK53	34.99	3LD2064-0TB53	31.63
		9.5	25	3LD2113-0TK53	38.78	3LD2164-0TB53	34.44
		11.5	32	3LD2213-0TK53	42.73	3LD2264-0TB53	40.76
		22	63	3LD2514-0TK53	51.23	3LD2565-0TB53	71.26
		37	100	3LD2714-0TK53	88.59	3LD2766-0TB53	154.06
		45	125	3LD2814-0TK53	104.72	3LD2866-0TB53	279.29
3 + N		7.5	16	3LD2013-1TL53	39.86	3LD2064-1TC53	46.22
		9.5	25	3LD2113-1TL53	44.33	3LD2164-1TC53	51.00
		11.5	32	3LD2213-1TL53	48.65	3LD2264-1TC53	57.53
		22	63	3LD2514-1TL53	61.70	3LD2565-1TC53	78.92
		37	100	3LD2714-0TK53	88.59	3LD2766-0TB53	154.06
				+1) 3LD9280-0C	17.60	3LD9280-0C	17.60
		45	125	3LD2814-0TK53	104.72	3LD2866-0TB53	279.29
				+1) 3LD9280-0C	17.60	3LD9280-0C	17.60

5SY Miniature Circuit Breakers

High-capacity range

Selection and ordering data




- Un: 230/400 AC V, 50-60 Hz, applicable in networks up to 250/440 V AC, 60 V DC per pole
- Standards IEC 60898, (VDE 0641 Part 11), IEC 60898
- Supplementary components can be retrofitted
- 70 mm mounting depth

Characteristics C

General line protection, especially advantageous with higher inrush currents (lamps, motors, etc.).

Characteristics D

Tripping range adapted to operating equipment involving significant pulse generation (transformers, solenoid valves).

Example	Version	In	MW	Characteristic B		Characteristic C		Characteristic C		Characteristic D		
				Part Number		Part Number		Part Number		Part Number		
Miniature circuit breakers				6,000 A		6,000 A		10,000 A		10,000 A		
	1P, 230/400 V AC	0.5	1	-	-	5SY6105-7	16.06	5SY4105-7	18.59	5SY4105-8	18.97	
		1	-	-	-	-	5SY6101-7	16.06	5SY4101-7	18.59	5SY4101-8	18.97
		1.6	-	-	-	-	5SY6115-7	16.06	5SY4115-7	18.59	5SY4115-8	18.97
		2	5SY6102-6	16.06	5SY6102-7	16.06	5SY4102-7	18.59	5SY4102-8	18.97		
		3	-	-	5SY6103-7	16.06	5SY4103-7	18.59	5SY4103-8	18.97		
		4	5SY6104-6	15.04	5SY6104-7	15.04	5SY4104-7	17.84	5SY4104-8	18.59		
		6	5SY6106-6	14.68	5SY6106-7	14.68	5SY4106-7	17.47	5SY4106-8	17.96		
		8	-	-	5SY6108-7	13.41	5SY4108-7	15.82	5SY4108-8	16.69		
		10	5SY6110-6	13.41	5SY6110-7	14.11	5SY4110-7	15.82	5SY4110-8	16.69		
		13	5SY6113-6	13.41	5SY6113-7	14.11	5SY4113-7	15.82	5SY4113-8	16.69		
		16	5SY6116-6	13.41	5SY6116-7	14.11	5SY4116-7	15.82	5SY4116-8	16.69		
		20	5SY6120-6	13.41	5SY6120-7	14.11	5SY4120-7	15.82	5SY4120-8	16.69		
		25	5SY6125-6	13.41	5SY6125-7	14.11	5SY4125-7	15.82	5SY4125-8	16.69		
		32	5SY6132-6	13.41	5SY6132-7	13.41	5SY4132-7	15.82	5SY4132-8	16.69		
		40	5SY6140-6	14.68	5SY6140-7	14.68	5SY4140-7	17.47	5SY4140-8	17.96		
		50	5SY6150-6	15.04	5SY6150-7	15.04	5SY4150-7	17.84	5SY4150-8	18.59		
63	5SY6163-6	16.06	5SY6163-7	16.06	5SY4163-7	18.59	5SY4163-8	18.97				
	2P, 400 V AC	0.5	2	-	-	5SY6205-7	44.58	5SY4205-7	55.54	5SY4205-8	54.39	
		1	-	-	-	-	5SY6201-7	44.58	5SY4201-7	55.54	5SY4201-8	54.39
		1.6	-	-	-	-	5SY6215-7	44.58	5SY4215-7	55.54	5SY4215-8	54.39
		2	-	-	5SY6202-7	44.58	5SY4202-7	55.54	5SY4202-8	54.39		
		3	-	-	5SY6203-7	44.58	5SY4203-7	55.54	5SY4203-8	54.39		
		4	-	-	5SY6204-7	44.26	5SY4204-7	54.88	5SY4204-8	54.08		
		6	5SY6206-6	42.07	5SY6206-7	42.07	5SY4206-7	52.53	5SY4206-8	51.56		
		8	-	-	5SY6208-7	38.90	5SY4208-7	48.23	5SY4208-8	46.80		
		10	5SY6210-6	38.90	5SY6210-7	38.90	5SY4210-7	45.86	5SY4210-8	46.80		
		13	5SY6213-6	38.90	5SY6213-7	38.90	5SY4213-7	45.86	5SY4213-8	46.80		
		16	5SY6216-6	38.90	5SY6216-7	38.90	5SY4216-7	45.86	5SY4216-8	46.80		
		20	5SY6220-6	38.90	5SY6220-7	38.90	5SY4220-7	45.86	5SY4220-8	46.80		
		25	5SY6225-6	38.90	5SY6225-7	38.90	5SY4225-7	45.86	5SY4225-8	46.80		
		32	5SY6232-6	38.90	5SY6232-7	38.90	5SY4232-7	48.23	5SY4232-8	46.80		
		40	5SY6240-6	42.07	5SY6240-7	42.07	5SY4240-7	49.95	5SY4240-8	51.56		
		50	5SY6250-6	44.26	5SY6250-7	44.26	5SY4250-7	52.18	5SY4250-8	54.08		
63	5SY6263-6	46.88	5SY6263-7	44.58	5SY4263-7	52.81	5SY4263-8	54.39				
	3P, 400 V AC	0.5	3	-	-	5SY6305-7	67.68	5SY4305-7	77.16	5SY4305-8	79.68	
		1	-	-	-	-	5SY6301-7	67.68	5SY4301-7	77.16	5SY4301-8	79.68
		1.6	-	-	5SY6315-7	67.68	5SY4315-7	77.16	5SY4315-8	79.68		
		2	-	-	5SY6302-7	67.68	5SY4302-7	77.16	5SY4302-8	79.68		
		3	-	-	5SY6303-7	67.68	5SY4303-7	77.16	5SY4303-8	79.68		
		4	-	-	5SY6304-7	65.13	5SY4304-7	76.53	5SY4304-8	76.53		
		6	5SY6306-6	65.18	5SY6306-7	61.98	5SY4306-7	72.73	5SY4306-8	74.63		
		8	-	-	5SY6308-7	57.88	5SY4308-7	67.68	5SY4308-8	70.21		
		10	5SY6310-6	57.88	5SY6310-7	57.88	5SY4310-7	67.68	5SY4310-8	70.21		
		13	5SY6313-6	57.88	5SY6313-7	57.88	5SY4313-7	67.68	5SY4313-8	70.21		
		16	5SY6316-6	57.88	5SY6316-7	57.88	5SY4316-7	67.68	5SY4316-8	70.21		
		20	5SY6320-6	57.88	5SY6320-7	57.88	5SY4320-7	67.68	5SY4320-8	70.21		
		25	5SY6325-6	57.88	5SY6325-7	57.88	5SY4325-7	67.68	5SY4325-8	70.21		
		32	5SY6332-6	60.87	5SY6332-7	57.88	5SY4332-7	67.68	5SY4332-8	70.21		
		40	5SY6340-6	61.98	5SY6340-7	61.98	5SY4340-7	72.73	5SY4340-8	74.63		
		50	5SY6350-6	65.13	5SY6350-7	65.13	5SY4350-7	76.53	5SY4350-8	76.53		
63	5SY6363-6	67.68	5SY6363-7	67.68	5SY4363-7	77.97	5SY4363-8	79.68				

5SY Miniature Circuit Breakers

Auxiliary Switches

Overview

- Can be individually retrofitted
- Mounting with factory-installed clips
- Short-circuit protection via miniature circuit-breakers or characteristic C and In = 6 A or gG 6 A fuses
- Broad range of applications thanks to the additional version for controlling programmable controllers (PLC) acc. to IEC 61131-2
- Connectable to instabus EIB and AS-Interface bus via binary inputs

- Max. contact load:

NO contacts:

- 2 A, 400 V AC, AC-14
- 6 A, 230 V AC, AC-14
- 1 A, 220 V DC, DC-13
- 1 A, 110 V DC, DC-13
- 3 A, 60 V DC, DC-13
- 6 A, 24 V DC, DC-13


NC contacts:

- 2 A, 400 V AC, AC-13
- 6 A, 230 V AC, AC-13
- 1 A, 220 V DC, DC-13
- 1 A, 110 V DC, DC-13
- 3 A, 60 V DC, DC-13
- 6 A, 24 V DC, DC-13

- Indication of the miniature circuit-breaker's switching state:
- AS: ON/OFF

Selection and ordering data

Auxiliary switches

	Version	MW	Part Number	Price
	1 NO + 1 NC	0.5	5ST3010	28.33
	2 NO	0.5	5ST3011	28.33

Accessories for 5SY miniature circuit breakers

Overview


Busbar system

- Acc. to DIN 57606 and DIN 57659
- Load for one-side/central infeed:
65 A/120 A for 16 mm²
- Pin-type connections
- Single and multi-phase
- Max. contact load:


- Cu 16 mm² fully insulated
- 18 mm lug spacing
- No additional connection terminal required for stranded connections up to 35 mm²
- Excellent accessibility of the feeder cables

Selection and ordering data

5ST3 7 busbar systems, 16 mm²

	Version	Length	Part Number	Price
	Can be cut, without end caps 1-phase, angled, for MCB 1P	1 016	5ST3701	21.89
	2-phase, for MCB 2P		5ST3705	61.35
	3-phase, for MCB 3P		5ST3710	91.70

End caps for 5ST3 7, can be cut

	Required to isolate the ends of cut-to-length busbars for 1-phase busbars			
	2-phase, for MCB 2P		5ST3748	1.02
	3-phase, for MCB 3P		5ST3750	1.61

3VA1 Moulded Case Circuit Breaker




Thermo-Magnetic, 36kA

Selection and ordering data

- Un: 230/400 AC V, 50-60 Hz
- Standards: IEC 60947
- Supplementary accessories can be retrofitted

TM210 = Fixed Thermal (Over-Load), Fixed Magnetic (Short-Circuit)
 TM220 = Adjustable Thermal (Over-Load), Fixed Magnetic (Short-Circuit)
 TM220 = Adjustable Thermal (Over-Load), Adjustable Magnetic (Short-Circuit)

Further Breaking Capacities available on request.

Example	Version	In	TM210		TM220		TM240	
		A	Part Number		Part Number		Part Number	
Moulded Case Circuit Breakers			Icu=36kA		Icu=36kA		Icu=36kA	
	1P, 230/400 V AC	16	3VA1196-4ED16-0AA0	91.97	-	-	-	-
		20	3VA1120-4ED16-0AA0	91.97	-	-	-	-
		25	3VA1125-4ED16-0AA0	91.97	-	-	-	-
		32	3VA1132-4ED16-0AA0	91.97	-	-	-	-
		40	3VA1140-4ED16-0AA0	91.97	-	-	-	-
		50	3VA1150-4ED16-0AA0	91.97	-	-	-	-
		63	3VA1163-4ED16-0AA0	91.97	-	-	-	-
		80	3VA1180-4ED16-0AA0	100.34	-	-	-	-
		100	3VA1110-4ED16-0AA0	101.29	-	-	-	-
		125	3VA1112-4ED16-0AA0	121.93	-	-	-	-
160	3VA1116-4ED16-0AA0	133.71	-	-	-	-		
	3P, 400 V AC	16	-	-	3VA1196-4EE36-0AA0	169.70	3VA1196-4GE46-0AA0	219.96
		20	-	-	3VA1120-4EE36-0AA0	169.70	3VA1120-4GE46-0AA0	219.96
		25	-	-	3VA1125-4EE36-0AA0	169.70	3VA1125-4GE46-0AA0	219.96
		32	-	-	3VA1132-4EE36-0AA0	169.70	3VA1132-4GE46-0AA0	219.96
		40	-	-	3VA1140-4EE36-0AA0	169.70	3VA1140-4GE46-0AA0	219.96
		50	-	-	3VA1150-4EE36-0AA0	169.70	3VA1150-4GE46-0AA0	219.96
		63	-	-	3VA1163-4EE36-0AA0	174.77	3VA1163-4GE46-0AA0	219.96
		80	-	-	3VA1180-4EE36-0AA0	190.27	3VA1180-4GE46-0AA0	240.25
		100	-	-	3VA1110-4EE36-0AA0	201.99	3VA1110-4GE46-0AA0	274.25
		125	-	-	3VA1112-4EE36-0AA0	243.19	3VA1112-4GE46-0AA0	358.86
160	-	-	3VA1116-4EE36-0AA0	310.33	3VA1116-4GE46-0AA0	418.05		
	4P, 400 V AC	16	-	-	3VA1196-4EF36-0AA0	192.70	3VA1196-4GF46-0AA0	242.59
		20	-	-	3VA1120-4EF36-0AA0	187.07	3VA1120-4GF46-0AA0	242.59
		25	-	-	3VA1125-4EF36-0AA0	192.70	3VA1125-4GF46-0AA0	242.59
		32	-	-	3VA1132-4EF36-0AA0	187.07	3VA1132-4GF46-0AA0	242.59
		40	-	-	3VA1140-4EF36-0AA0	192.70	3VA1140-4GF46-0AA0	242.59
		50	-	-	3VA1150-4EF36-0AA0	192.70	3VA1150-4GF46-0AA0	242.59
		63	-	-	3VA1163-4EF36-0AA0	192.70	3VA1163-4GF46-0AA0	242.59
		80	-	-	3VA1180-4EF36-0AA0	209.90	3VA1180-4GF46-0AA0	265.11
		100	-	-	3VA1110-4EF36-0AA0	217.06	3VA1110-4GF46-0AA0	302.90
		125	-	-	3VA1112-4EF36-0AA0	260.85	3VA1112-4GF46-0AA0	396.93
160	-	-	3VA1116-4EF36-0AA0	343.30	3VA1116-4GF46-0AA0	462.68		

Siemens plc
Smart Infrastructure
Sir William Siemens House
Princess Road
Manchester
M20 2UR

Subject to change without prior notice
Article No. E86060-K1004-A101-B10-7600
Produced in UK
© Siemens AG 2022

The information provided in this brochure contains merely general descriptions or characteristics of performance which in case of actual use do not always apply as described or which may change as a result of further development of the products. An obligation to provide the respective characteristics shall only exist if expressly agreed in the terms of contract.

All product designations may be trademarks or product names of Siemens AG or supplier companies whose use by third parties for their own purposes could violate the rights of the owners.